



# MAG Release Overview

Version 8.0



# Features and Enhancements



# FIDO 2 - MAG-9025

We've added support for FIDO FIPS security keys in MAG. Users can now register and use a FIPS-certified hardware security key (such as a YubiKey with FIPS validation) as a second factor for authentication and credential elevation.



# FIDO 2 - MAG-9025

Setup a license key that allows FIDO 2/ Passkeys

**EXOSTAR** Managed Access Gateway (MAG)

## Enter license key

You already have a license key associated to your account. You can skip this process by clicking on the 'SKIP' button. If you have a new license key you want to use please input it and click on the 'NEXT' button to proceed.

License key

CANCEL

SKIP

NEXT



# FIDO 2 – MAG-9025

Passkeys will be an available option



## Activate your security methods

Please select and set up the security credentials you want to secure your applications and transactions.

### Required security credential

your account requires 1 methods to be set up. Use one the cards below to set up your security methods.

Active/Required: 0/1



#### Passkeys

Secure your account with encrypted digital keys.

ACTIVATE



#### Phone-based (One-Time Password)

Add up to 3 phones for phone-based one-time password

ACTIVATE

CANCEL

FINISH

English (United States) ▾ [Terms of Access](#) [Privacy](#) [Contact Us](#) [Help](#) Copyright © 2012-2025 Exostar LLC. All Rights Reserved





# FIDO 2 - MAG-9025

Click on ACTIVATE and follow the system prompts to setup your FIDO Security key




## Activate your security methods

Please select and set up the security credentials you want to secure your applications and transactions.

### Required security credential

your account requires 1 methods to be set up. Use


Active/Required: 0/1



#### Passkeys

Secure your account with encrypted digital keys.


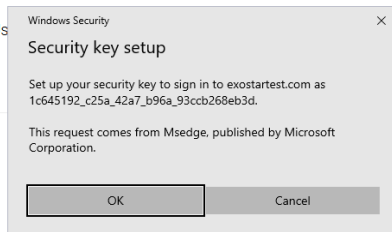
ACTIVATE



#### Phone-based (One-Time Password)

Add up to 3 phones for phone-based one-time password

ACTIVATE




## Activate your security methods

Please select and set up the security credentials you want to secure your applications and transactions.

### Required security credential

your account requires 1 methods to be set up. Use one the cards below to set up your security methods.


Active/Required: 0/1



#### Passkeys

Secure your account with encrypted digital keys.

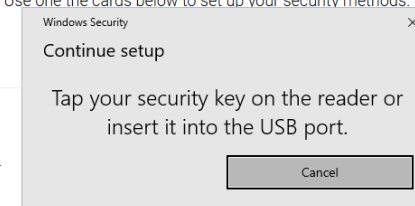
ACTIVATE



#### Phone-based (One-Time Password)

Add up to 3 phones for phone-based one-time password

ACTIVATE



CANCEL

English (United States) Terms of Access Privacy Contact Us Help Copyright © 2012-2025 Exostar LLC. All Rights Reserved

FINISH



CANCEL

English (United States) Terms of Access Privacy Contact Us Help Copyright © 2012-2025 Exostar LLC. All Rights Reserved

FINISH





# FIDO 2 - MAG-9025

Click on ACTIVATE and follow the system prompts to setup your FIDO Security key





## Activate your security methods

Please select and set up the security credentials you want to secure your applications and transactions.

### Required security credential

your account requires 1 methods to be set up. Use one the cards below to set up your security methods.

Active/Required: 0/1

 <b>Passkeys</b>  Secure your account with encrypted digital keys.  <a href="#">ACTIVATE</a>	 <b>Phone-based (One-Time Password)</b>  Add up to 3 phones for phone-based one-time password  <a href="#">ACTIVATE</a>
--	---

Windows Security

Continue setup

Please enter your security key PIN.



Caps Lock is on

[OK](#) [Cancel](#)

[CANCEL](#)

[English \(United States\)](#) [Terms of Access](#) [Privacy](#) [Contact Us](#) [Help](#) Copyright © 2012-2025 Exostar LLC. All Rights Reserved

[FINISH](#)





# FIDO 2 - MAG-9025

Set a nickname to easily identify the FIDO Security key



## Add security key



A security key(s) allows you to complete two-step verification conveniently and more securely, when signing in.

To get started, give your security key a nickname so you know which key(s) you registered at a later point in time.

Security key nickname (only visible to you) \*

YubiKey 5 Series with NFC Security Key

CANCEL

CONTINUE






# FIDO 2 - MAG-9025

Your FIDO Security key is now active and can be used for authentication

## Activate additional security methods (optional)

We recommend to set up at least one additional security. Use the card:  
able to be used.

FIPS140\_2Active ✓




Passkeys

Security Key

Nickname : YubiKey 5 FIPS  
Series with NFC Security  
Key  
Secure your account with  
encrypted digital keys.

ACTIVATED

FIDO\_L2\_HWActive ✓




Passkeys

Security Key

Nickname : YubiKey 5  
Series with NFC Security  
Key  
Secure your account with  
encrypted digital keys.


ACTIVATED



Passkeys

Secure your account  
encrypted digital ke

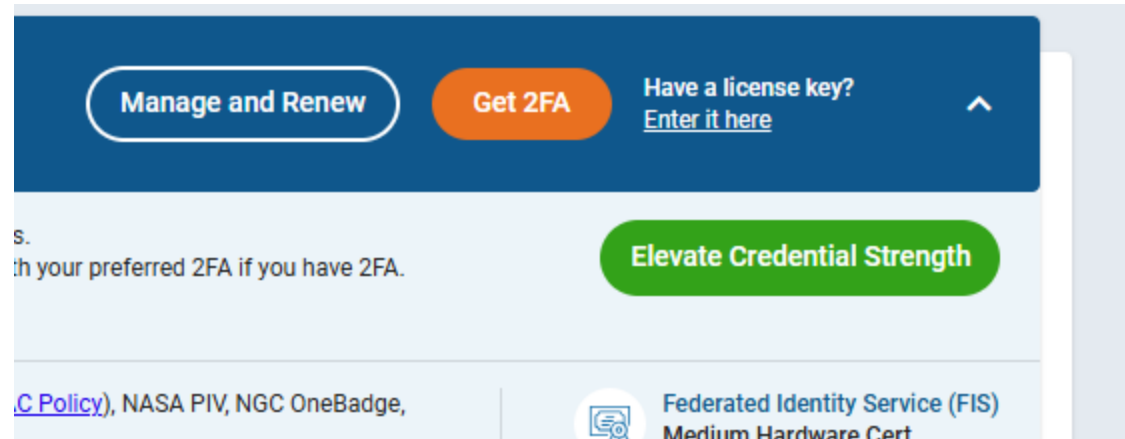
ACTIVATE





# FIDO 2 - MAG-9025

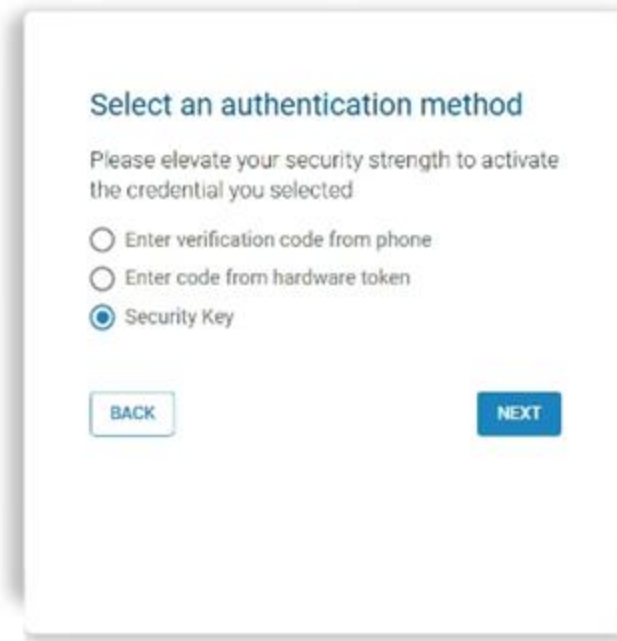
To authenticate with the FIDO Security key click on the Elevate Credential Strength button





# FIDO 2 - MAG-9025

Select Security key and click NEXT



**Select an authentication method**

Please elevate your security strength to activate the credential you selected

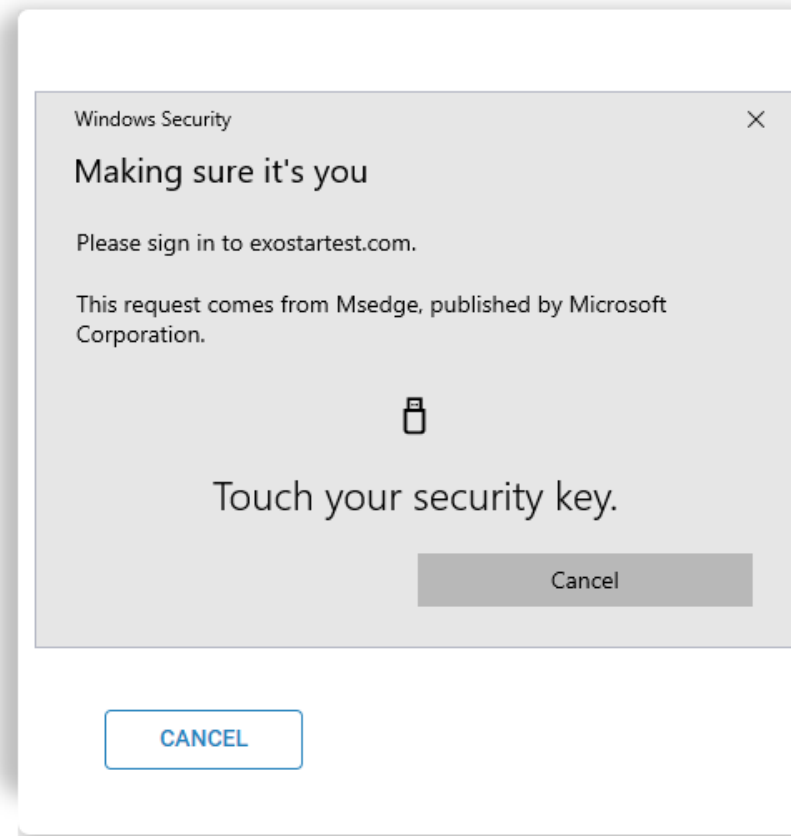
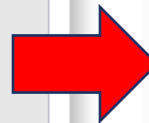
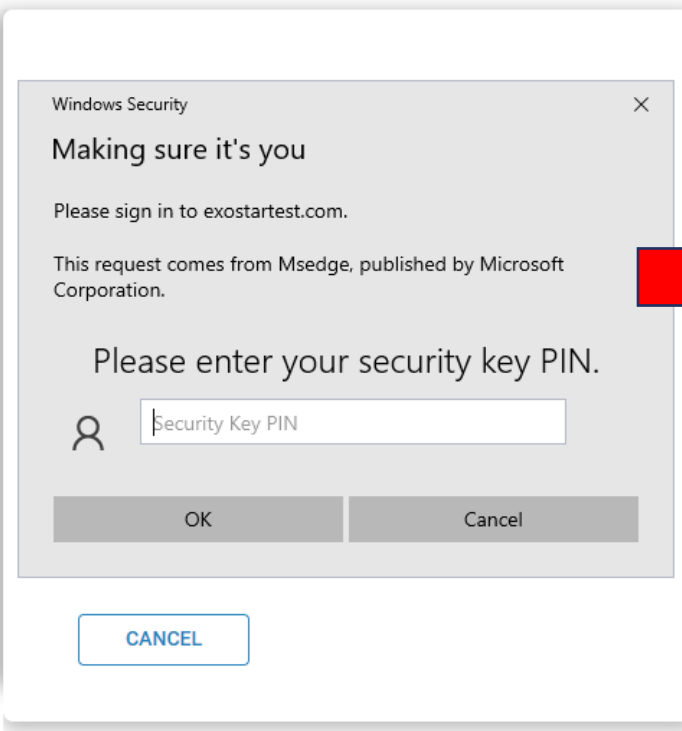
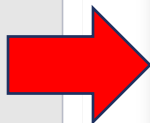
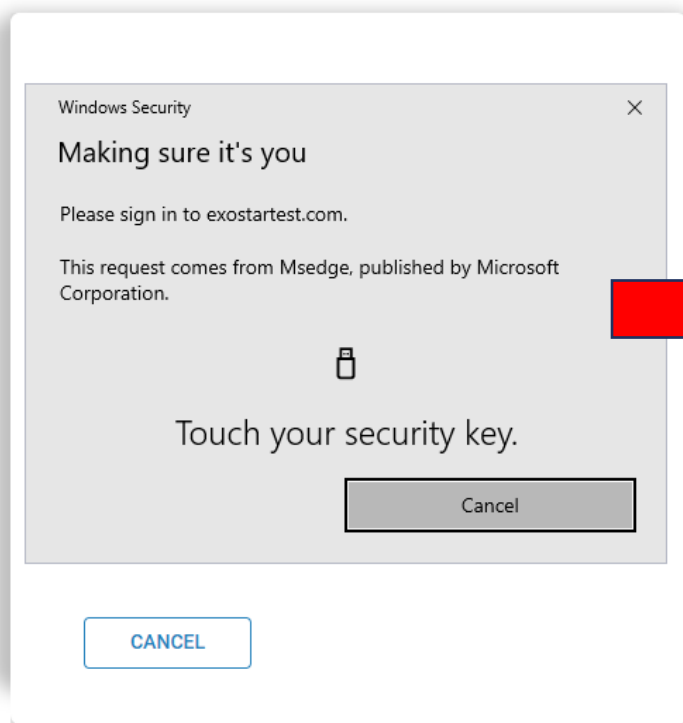
- ☐ Enter verification code from phone
- ☐ Enter code from hardware token
- ☒ Security Key

[BACK](#) [NEXT](#)



# FIDO 2 - MAG-9025

Follow the system prompts to complete authentication





# Updated Login Page - MAG-10774,MAG-10828

The login page has been updated to reflect the latest Exostar branding. This includes an updated layout and styling of the ACCEPTABLE USE POLICY banner.



# Updated Login Page - MAG-10774,MAG-10828

## **EXOSTAR** Managed Access Gateway (MAG)

### ACCEPTABLE USE POLICY

- The applications accessed via Exostar are restricted solely to authorized users for legitimate business purposes only.
  - The actual or attempted unauthorized access, use or modification of this network is strictly prohibited.
  - Unauthorized users are subject to criminal and civil penalties under state, federal or other applicable domestic and foreign laws.
- The user of this system may be monitored and recorded for administrative and security reasons. Anyone accessing this system expressly consents to such monitoring and is advised that if such monitoring reveals possible evidence of criminal activity, Exostar may provide the evidence of such activity to law enforcement officials.

Step 1/2: Email Address / User ID

### Login

Enter your Email Address or User ID

Email Address or User ID

[Login Using Company Credential \(EAG\) ?](#)

[Login Using Badge or Certificate ?](#)

[Exostar Policy and Compliance](#)

[Need help?](#)

NEXT




# Updated Header – MAG-10829

The MAG Header has been updated to reflect the latest Exostar branding.

**EXOSTAR** Managed Access Gateway (MAG)

 Help

 Sam  
Sam

[Dashboard](#)

[My Account](#)

[Administration](#)

[Provider Administration](#)

[Registration Requests](#)

[Reports](#)

[Requests](#)



# Updated Footer- MAG-10830

The MAG Footer has been updated to reflect the latest Exostar branding.






# Updated Emails - MAG-11038

We have updated our system-generated email templates to reflect the latest Exostar branding. Updated templates now feature the new Exostar logo.



# Updated Emails - MAG-11038





# Security notice for Phone OTP – MAG-10953

A security notice has been added to the verification method selection screen that informs users that phone-based OTPs are less secure than other available options.



# Security notice for Phone OTP - MAG-10953

## Select a verification method

- ☐ Enter code from hardware token
- ☐ Enter verification code from phone \*
- ☐ Login with Exostar Mobile ID

CANCEL

NEXT



While phone-based OTPs offer a convenient way to authenticate, there are more secure options available. Consider upgrading to a more resilient authentication method to enhance your security.



# Defects



# Defect – MAG-10151

Fixed the approval instructions included in the user subscription notification email sent to Application Admins (App Admins) and Service Provider Admins (SP Admins).

Dear Administrators,

You have received a new user subscription request for Michael Scibelli. To process this request,

- Login to [https://urldefense.proofpoint.com/v2/url?u=https-3A\\_\\_portal.exostartest.com&d=DwlCaQ&c=euGZstcaTDllvinuXd9DHTdDnnSE9NVcEGr\\_7VQvTZ0SaKsYM2G7w&e=](https://urldefense.proofpoint.com/v2/url?u=https-3A__portal.exostartest.com&d=DwlCaQ&c=euGZstcaTDllvinuXd9DHTdDnnSE9NVcEGr_7VQvTZ0SaKsYM2G7w&e=)
  - Click on the "Provider Administration" tab
  - Click on the Request\_ID for this user
  - Approve/Deny the user's request by selecting the appropriate option
  - When "Deny" is selected, please provide comments
- Note: These comments are sent to the user for reference.

For a step-by-step guide on managing user requests, please go to: [https://urldefense.proofpoint.com/v2/url?u=https-3A\\_\\_pywu0TG5aZs&m=Rhf8tKJ7A1y874\\_zqbwXxj06BJBtGFcbKSWPQOxsOfmD6ErMP8ygjb9uE2-egK8P&s=e9lrt79Aqvdf](https://urldefense.proofpoint.com/v2/url?u=https-3A__pywu0TG5aZs&m=Rhf8tKJ7A1y874_zqbwXxj06BJBtGFcbKSWPQOxsOfmD6ErMP8ygjb9uE2-egK8P&s=e9lrt79Aqvdf)

NEED HELP? [https://urldefense.proofpoint.com/v2/url?u=https-3A\\_\\_myexostar.com\\_-3Fpage-5Fid-3D32&d=DwlCaQ&iegK8P&s=Swf4sDAKk9y6xvTyQ0Fv\\_CL0F\\_uN5UzELHlknDBNYlw&e=](https://urldefense.proofpoint.com/v2/url?u=https-3A__myexostar.com_-3Fpage-5Fid-3D32&d=DwlCaQ&iegK8P&s=Swf4sDAKk9y6xvTyQ0Fv_CL0F_uN5UzELHlknDBNYlw&e=)



**Dear Administrators,**

You have received a new user subscription request for MAGyhHTKVi  
MAGJVxIWvZ.

To process this request:

- Click on the "Requests" tab
- Click on "APP SUBSCRIPTION REQUESTS"
- Review the request by clicking on the open icon. This will open the request details to the right of the page.
- Approve/Deny the user's request by selecting the appropriate option
- When "Deny" is selected, please provide comments. Note: These comments are sent to the user for reference.
- For additional detail, please review [https://www.myexostar.com/?ht\\_kb=mag-service-provider-administrator](https://www.myexostar.com/?ht_kb=mag-service-provider-administrator)



# Defect – MAG-10534

Fixed the issue where multiple backup OTP credentials were shown as duplicate rows; now a single row is displayed per credential type.



# Defect - MAG-10534

Application Requested	Date Submitted	Open
BAE Systems Portal	03/05/2025	

Personal Information

First Name

JANET

Last Name

MCCRACKEN MANNERS

Email Address

janet.manners@amzalabama.com

Phone Number

2563426486

Timezone

America/New\_York

One-Time Password Service


Credentials Information

Account Status: active

Expiration Date: 06 Mar, 2026 11:59 PM EST

Credential Type	Proofing Level
Phone OTP	level_3
Phone OTP	level_3

Administrator Review



The duplicate will no longer appear





# Defect – MAG-10648

Fixed an issue in the new Request Inbox where approving or denying a request did not load the next 100 requests in the queue for Admins . The next set of 100 will be loaded once the request is approved or denied.



# Defect - MAG-10648

Request Inbox

292 APP SUBSCRIPTION REQUESTS

0 USER REQUESTS

APPROVE

DENY

Items per page: 100

1 - 100 of 292

<< < > >>

<input type="checkbox"/>	User ID	Last Name	First Name	Org ID	Org Name	Business Unit	Application Requested	Date Submitted	Open
<input type="checkbox"/>	magpzvvhds...	MAGPZVVHSD	MAGWOXJQvP	EX01100923...	MAG Automa...		Boeing Portal	06/19/2025	
<input type="checkbox"/>	twou_5304	Two	User	EX01170076...	Jetty MAG 04...		Boeing Portal	06/04/2025	
<input type="checkbox"/>	threue_8790	Three	User	EX01170076...	Jetty MAG 04...		Boeing Portal	06/04/2025	
<input type="checkbox"/>	oneu_1220	One	User	EX01170076...	Jetty MAG 04...	ARIBA 2		06/04/2025	
<input type="checkbox"/>	twou_5304	Two	User	EX01170076...	Jetty MAG 04...	ARIBA 2		06/04/2025	
<input type="checkbox"/>	threue_8790	Three	User	EX01170076...	Jetty MAG 04...	ARIBA 2		06/04/2025	
<input type="checkbox"/>	vlquidkwasp_...	VLqUIDkwaS	pTAItM	EX01100923...	MAG Automa...		ForumPass 7...	06/04/2025	
<input type="checkbox"/>	wnfiyzqlvhz_...	WnfiYZqLvH	zwWZzoV	EX01100923...	MAG Automa...		ForumPass 7...	06/04/2025	

Application Administrator Comments:

Personal Information

Prefix

First Name

MAGWOXJQvP

Middle Name

Last Name

MAGPZVVHSD

Suffix

Email Address

crv7aqdcl@qftgsivj.ma

Job Title

Phone Number

138-424-6303

Fax Number

Timezone

America/New\_York

Copyright 2025 Exostar LLC | All Rights Reserved



# Defect – MAG-10951

Fixed an issue where the Acceptable Use Policy was not visible on the MAG login page

## **EXOSTAR** Managed Access Gateway (MAG)

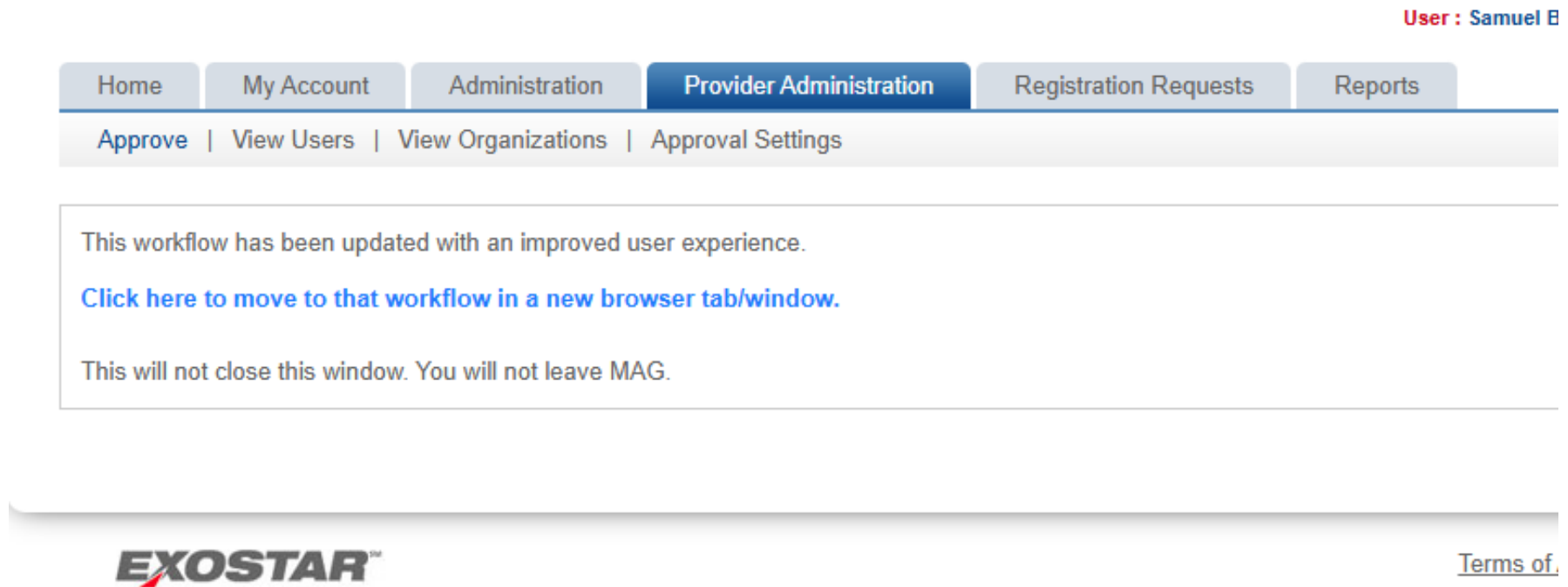
### ACCEPTABLE USE POLICY

- The applications accessed via Exostar are restricted solely to authorized users for legitimate business purposes only.
  - The actual or attempted unauthorized access, use or modification of this network is strictly prohibited.
  - Unauthorized users are subject to criminal and civil penalties under state, federal or other applicable domestic and foreign laws.
- The user of this system may be monitored and recorded for administrative and security reasons. Anyone accessing this system expressly consents to such monitoring and is advised that if such monitoring reveals possible evidence of criminal activity, Exostar may provide the evidence of such activity to law enforcement officials.



# Defect – MAG-9805

Fixed performance issue causing delays of up to 30 seconds when accessing the SP Admins tab





# Thank you